

If you are still struggling to fit your hearing aid please return to Hearing Services Department where we will be happy to help.

Hearing Services Department
West Park Rehabilitation Hospital
Park Rd West
Wolverhampton
WV1 4PW

If you require this leaflet in a different format i.e. larger print, please contact:

Telephone: 01902 444055

Available from 8am-17:00pm

Fax: 01902 444056

E-mail: rw-h-tr.hearing-services@nhs.net

Approved Date: April 2013

RATIFICATION DATE: Dec 2013

Review Date: April 2018
Reference Number: PIL 5

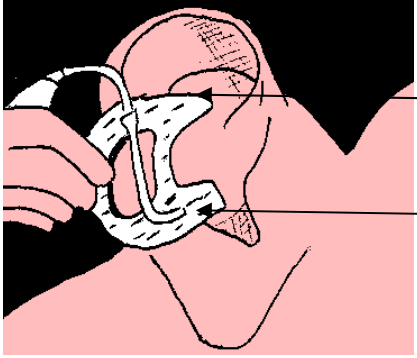
Fitting Your Hearing Aid

WITH A MOULD

HOW TO FIT IT CORRECTLY!

The Royal Wolverhampton 
NHS Trust

1

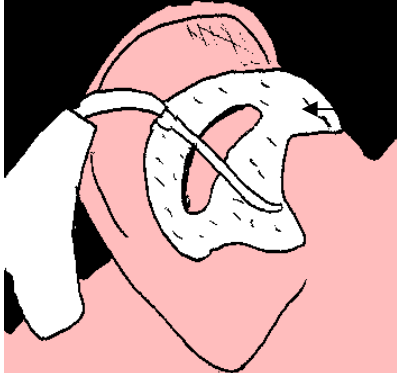


2

1

Hold the mould between the thumb and forefinger. Slide forward so that the point 1 goes down the ear and the other point 2 goes under the flap of skin at the top of the ear.

3

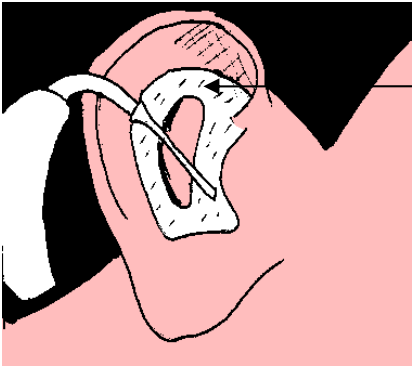


2

X

If the mould is sticking out at the top of the ear at point 2 then it must be reinserted.

2

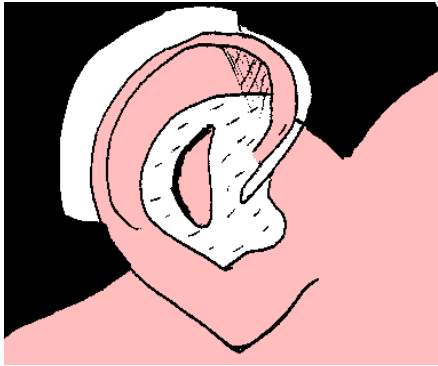


2

✓

Push the mould flat into the ear. Ensure that the point 2 is hidden under the flap of skin at the top of the ear.

4



✓

Hold the hearing aid firmly and lift it up and over the ear.