








The Royal Wolverhampton NHS Trust		
Trust Board Report		
Meeting Date:	25 th January 2016	
Title:	R&D Directorate Report	
Executive Summary:	This performance report provides a summary of research and development operational activity during the time period April 2015 to the end of September 2015.	
Action Requested:	To receive the report for assurance	
Report of:	Research & Development Director	
Author:	Dr J Cotton, R&D Director	
Contact Details:	Tel 01902 694218 Email jamescotton@nhs.net	
Resource Implications:	Finance, workforce, time, facilities	
Public or Private: (with reasons if private)	Public Session	
References: (eg from/to other committees)	Nil	
Appendices/ References/ Background Reading	Divisional Research Activity Qtrs 1&2 2015/16.	
NHS Constitution: (How it impacts on any decision-making)	<p>In determining this matter, the Board should have regard to the Core principles contained in the Constitution of:</p> <ul style="list-style-type: none">  Equality of treatment and access to services  High standards of excellence and professionalism  Service user preferences  Cross community working  Best Value  Accountability through local influence and scrutiny 	
Background Details		
1	<p>Overview</p> <p>This report reflects R&D performance from April 2015 up to end September 2015. The R&D Directorate and research teams across the Trust have continued with the positive start to 2015/16 in terms of research activity. At the end of Qtr 2, the Trust had exceeded its pro rata recruitment target for Portfolio research studies (105%). The Directorate has also continued to perform well against performance targets relating to the time taken to complete local review and approve studies.</p>	

The R&D Directorate provides a number of complementary additions to existing patient care, treatment and choice. Feedback from research participants confirms that they value the opportunity to take part in research and that they feel supported and cared for when doing so.

Achievements for period April 15 – September 15

- 100% of studies approved within 15 days.
- Patient feedback and engagement processes in place.
- Continued high ratings from external study monitors.
- CRN: West Midlands funding of £1,475,780 received and allocated.

The Directorate continues to address the following challenges during 2015/16:-

- Increasing recruitment into all research studies
- Increasing medical research capacity
- Increase nursing/AHP research opportunities (Acute/Community care)
- Increasing own account portfolio research
- Motivating inactive clinical services
- Improving recruitment times
- Maintain high levels of patient and monitor satisfaction
- Addressing R and D accommodation shortcomings

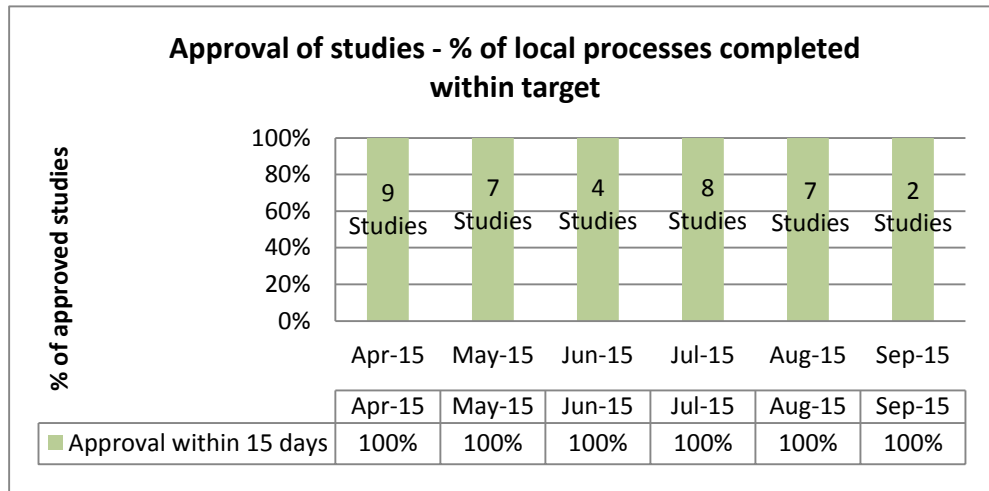
2

NIHR WMN CLRN Performance Targets (RWT)

2.1

R&D Performance

(a) Trust Approval Times in support of NIHR High Level Objective (HLO) 4 – To reduce the time taken for eligible studies to receive permission through CSP.



The Trust consistently issues local R&D approval within 15 calendar days of receipt of a valid application, with 100% of studies approved during Qtr2 2015/16 within this target.

(b) NIHR High level Objective (HLO) 5 – NHS Trust Permission/SIV to First Patient Visit First Visit (30 days)

This HLO is probably the most difficult to achieve, RWT trials are in the main interventional and/or randomised clinical trials (RCT's). Table (b) provides the position of RWT against HLO5 for Qtrs 1 & 2 2015/16.

Common variables which impact on this HLO target include complexity of the trial, SIV requirement for non-commercial studies, patient availability and awaiting 'green light' / supplies from study sponsor

Table (b) Permission to First Patient Visit

For commercial studies, the calculation starts from the later of the SIV or the Trust R&D Approval date.

Study Type	<=30 days	>30 days	% Achieved
Commercial	4	8	33%
Non-Commercial	8	5	62%

(c) High Level Objective 1 - Recruitment Performance against Target

The Trust 15/16 target for recruitment into NIHR Portfolio adopted studies is 2000.

Table (c) provides the recruitment as at end Qtr2 2015/16 for the Trust into NIHR Portfolio studies, whilst all Trust research activity as at 30/09/15 is presented in Table (d).

Table (c) – Portfolio study Recruitment Report Update

Target 2015-16	Pro rata target Qtrs1&2 2015-16	No. of participants recruited 2015-16	% Recruitment against pro rata target	% Recruitment against annual target
2000	1000	1050	105%	53%

A comparison table of recruitment into Portfolio studies across the CRN West Midlands is shown in Appendix 1.

Table (d) – Study Participation 2015/16

Study Category	No. of Active Studies (Recruiting/Follow-up)	Recruitment to date 15/16
Portfolio - non-commercial	140	753
Portfolio - commercial	47	223
Portfolio own account	1	74
Non-commercial (other)	21	34
Commercial (direct)	9	5
Own account (non-portfolio)	5	62
PIC	5	0
Total	228	1151

3 Overall Research Performance

The overall research performance across the Trust for Qtrs 1&2 2015/16 is illustrated in Appendix 2.

The Trust has received national recognition over recent months for achieving the highest/fastest recruitment into a number of studies, including the 1st UK recruit into a Dermatology trial. Other specialties recognised were Cardiology, Rheumatology, Gastroenterology and Ophthalmology.

<p>4</p>	<p>Patient & Public Involvement</p>
<p>4.1</p>	<p><u>Engagement in Research</u></p> <p>In addition to the 1151 patients recruited into research trials to date during Qtrs1 & 2 15/16, over 11,000 have been screened for eligibility against the active trials.</p>
<p>4.2</p>	<p><u>Patient Survey</u></p> <p>The R&D Directorate continue to proactively seek the views of research participants through a questionnaire distributed to all participants once they have completed active treatment as part of that study.</p> <p>Since April 2015, 27 completed questionnaires have been received. The results continued to show that participants felt research was important to improve health care (100%), and 86% felt supported during their involvement in the study. 63% of respondents stated that they would take part in a further study (with a further 31% as 'maybes').</p>
<p>4.3</p>	<p><u>Posters / Website</u></p> <ul style="list-style-type: none"> • A new quarterly R&D newsletter was launched during the Summer 2015. • A dedicated email address for patient research enquiries is available: randdpatientenquiries@nhs.net • The R&D intranet and internet pages are being updated to reflect local and national developments.
<p>5</p>	<p>Governance</p>
<p>5.1</p>	<p><u>Monitor Feedback</u></p> <p>An increase in trial activity inevitably leads to an increase in external sponsor monitoring visits. The monitoring visits are undertaken by Pharmaceutical Companies, Charitable Organisations and University sponsors. As as end Qtr 2, 188 visits have been conducted by study sponsor companies. The completion of monitor feedback forms after each visit provides the R&D management team with an independent level of quality assurance and for these visits 92% were rated as good or excellent.</p>
<p>5.2</p>	<p><u>External Inspection.</u></p> <p>No external inspections have taken place within the R&D Directorate during Qtrs 1 or 2 2015/16.</p>
<p>6</p>	<p>HR & Workforce</p> <p>Overall research workforce capacity spread across the Trust is provided within the Division report attached as Appendix 2.</p>

7	<p>Claims/Complaints</p> <p>There are currently two complaints registered against the R&D Directorate. No patient safety complaints/claims registered. All documentation and additional supportive evidence has been provided to the Trust Legal Services for external review.</p> <table style="width: 100%; border-collapse: collapse;"> <thead> <tr> <th style="text-align: left; border-bottom: 1px solid black;"><u>Nature of Complaints registered</u></th> <th style="text-align: left; border-bottom: 1px solid black;"><u>Complainant</u></th> <th style="text-align: left; border-bottom: 1px solid black;"><u>Parties involved</u></th> </tr> </thead> <tbody> <tr> <td>• Alleged breach of contract</td> <td>Company</td> <td>RWT/UW</td> </tr> <tr> <td>• Possible breach of PID data</td> <td>Patient</td> <td>RWT/Sponsor</td> </tr> </tbody> </table>	<u>Nature of Complaints registered</u>	<u>Complainant</u>	<u>Parties involved</u>	• Alleged breach of contract	Company	RWT/UW	• Possible breach of PID data	Patient	RWT/Sponsor
<u>Nature of Complaints registered</u>	<u>Complainant</u>	<u>Parties involved</u>								
• Alleged breach of contract	Company	RWT/UW								
• Possible breach of PID data	Patient	RWT/Sponsor								
8	<p>Wolverhampton University/RWT Update</p> <p>During Qtr 2 15/16 the Professor for Clinical Practice and Innovation, Magi Sque, working in partnership with the Royal Wolverhampton NHS Trust and University of Wolverhampton researchers has been involved in the following:</p>									
8.1	<p><u>Teaching</u></p> <p>(i) End Of Life Training SWAN MODEL – Philosophy & Trust ethos. (ii) Organ Donation to 4th year Medical Students. (iii) West Midlands Internship programme - research design and management.</p>									
8.2	<p><u>Research</u></p> <p>(i) <i>Deceased organ donation: Achieving best practice in approaching bereaved families</i>, joint submission to The Health Foundation. (Submitted Sept 2015). (ii) <i>The efficacy and outcomes of CQUIN screening and impact on dementia diagnosis</i>. Submission to Tripartite Charitable Research Funding Awards (October 2015). (iii) Wellcome Trust Collaborative Award in Humanities and Social Sciences - Consent to organ and tissue donation (submission due January 2016). (v) <i>'Home from home?: A case study of the first year settlement experiences of EU migrant nurses working in one NHS Trust'</i>. (vi) RWT Organ and Tissue Donation Memorial Project. The completion of the art work installation is anticipated in December 2015. (vii) <i>A project to develop and pilot a model of supported self-management in colorectal cancer</i>. Project lead: Nicola Payton, mentor: Prof Sque.</p>									
8.3	<p><u>Awards</u></p> <p>Prof Sque helped prepare three RWT submissions for British Journal of Nursing Awards.</p>									
8.4	<p><u>Publications</u></p> <p>(i) Book chapter: Sque M. and Payne S. Report 2. Critical care experiences and bereavement among families of organ donors: A reflective account of a grounded theory analysis. Sage Publications, 2016, (in press) (ii) Galasinski D. and Sque M. 'Organ donation agency: A discourse analysis of correspondence between donor and organ recipient families.' Social Sciences Biomedical.</p>									

8.5	<p>(iii) Walker W. and Sque M. (2015) Balancing hope and despair at the end of life: The contribution of organ and tissue donation. (revision in progress) <i>Critical Care and Intensive Care Medicine.</i></p> <p><u>Development</u></p> <p>(i) Member of 'Sign up to safety project' (Lead, Maria Arthur) to improve communication and reduce complaints in Maternity, ED and Orthopaedics.</p> <p>(ii) Newly appointed Chair for R&D Peer Review Group</p> <p>(iii) Implementation Group working with India and UK NHS Blood and Transplant to implement research and improve organ donation rates.</p> <p>(iv) Developing collaborative connections with Chinese Medical Universities with a view to implementing organ donation research.</p>
------------	---

Appendix 1

CRN West Midlands Portfolio Recruitment Performance (April - September) 2015/16

Comparison of all Organisations in CRN:West Midlands.					
Recruitment in FY 2015-16, up to end of last month					
Key: Recruitment >= Pro rata target Recruitment >= 90% of Pro rata target Recruitment < 90% of Pro rata target					
Organisation		Target	Pro rata *	Recruits to date	% of pro rata
SSSFT	South Staffordshire and Shropshire Healthcare NHS Foundation Trust	620	310	639	206%
P Care	Primary Care	14033	7017	13375	191%
DWMHPT	Dudley and Walsall Mental Health Partnership NHS Trust	220	110	194	176%
SSTPT	Staffordshire and Stoke On Trent Partnership NHS Trust	650	325	504	155%
BCPFT	Black Country Partnership NHS Foundation Trust	120	60	85	142%
WVT	Wye Valley NHS Trust	246	123	147	120%
UHBNSFT	University Hospitals Birmingham NHS Foundation Trust	5587	2794	3092	111%
SATH	Shrewsbury and Telford Hospital NHS Trust	1800	900	974	108%
HEFT	Heart of England NHS Foundation Trust	7205	3603	3854	107%
RWT	The Royal Wolverhampton NHS Trust	2000	1000	1050	105%
BCH	Birmingham Children's Hospital NHS Foundation Trust	1413	707	658	93%
UHNM	University Hospitals of North Midlands NHS Trust	2901	1451	1338	92%
WHCT	Worcestershire Health and Care NHS Trust	60	30	27	90%
BSMHFT	Birmingham and Solihull Mental Health NHS Foundation Trust	930	465	415	89%
CWPT	Coventry and Warwickshire Partnership NHS Trust	970	485	429	88%
UHCW	University Hospitals Coventry and Warwickshire NHS Trust	5146	2573	2260	88%
BCHC	Birmingham Community Healthcare NHS Trust	425	213	184	87%
SWFT	South Warwickshire NHS Foundation Trust	670	335	286	85%
SWBH	Sandwell and West Birmingham Hospitals NHS Trust	2718	1359	1147	84%
GEH	George Eliot Hospital NHS Trust	652	326	253	78%
BHFT	Burton Hospitals NHS Foundation Trust	821	411	285	69%
WHT	Walsall Healthcare NHS Trust	310	155	99	64%
BWNFT	Birmingham Women's NHS Foundation Trust	6000	3000	1879	63%
WAHT	Worcestershire Acute Hospitals NHS Trust	1340	670	384	57%
DGNHSFT	The Dudley Group NHS Foundation Trust	1881	941	508	54%
RJAH	The Robert Jones and Agnes Hunt Orthopaedic Hospital NHS Foundation Tr	1250	625	327	52%
NSCHT	North Staffordshire Combined Healthcare NHS Trust	92	46	21	46%
ROHNHSFT	The Royal Orthopaedic Hospital NHS Foundation Trust	1260	630	228	36%
WMAS	West Midlands Ambulance Service NHS Foundation Trust	455	228	56	25%
SCH	Shropshire Community Health NHS Trust			11	
Non NHS	Non NHS			123	
		61775	30888	34832	

* Pro rata target is based on the number of complete months which have elapsed.

Appendix 2 - Divisional Research Activity Q1&2 2015/16

April - September 15	KPI's														
	Research Active	No. of NIHR Portfolio Trials	Accruals (NIHR Portfolio)	No. of open Commercial trials (Non-Portfolio)	Accruals (Non-Portfolio Commercial)	No. of Non-Commercial trials (Non-Portfolio)	Accruals (Non-Portfolio Non-commercial)	No. of own account trials (All)	Accruals (own account)	No. of open trials (PIC site)	Accruals (PIC site)	Active PI's	Active CI's in dept	Linked Research Nurses	Linked CTAs/AHP's
Division 1															
Diagnostic Services Group															
Radiology	Y														
Pathology/Clinical Chemistry	Y							1	0				1		
Children's Services Group	Y	11	49	1	5	4	6	0	0	0	0	11	0	2	1
Theatres/ICCU Service Group	Y	1	2	0	0	0	0	0	0	2	0	2	0	1	1
Cardiology/Cardiothoracic Service Group	Y	14	255	0	0	0	0	2	127	0	0	8	2	3	1
Surgical Services Group															
General Surgery	Y	4	1	0	0	1	0	1	0	0	0	5	1	2	0
Orthopaedics	N														
Urology	Y	5	24	0	0	0	0	0	0	0	0	3	0	2	1
Obs & Gynae	Y	7	138	0	0	2	0	0	0	0	0	9	0	3	1
Ophthalmology/Head and Neck Services Group	Y	9	27	0	0	1	0	2	9	0	0	4	2	2	1
Total		51	496	1	5	8	6	6	136	2	0	42	6	15	6
Division 2															
Adult Community Services															
Rehabilitation & Ambulatory Medical Group	Y	15	99	0	0	2	3	0	0	0	0	6	0	4	1
Medical Group															
Respiratory	Y	10	27	1	0	1	0	0	0	0	0	6	0	2	1
Gastroenterology	Y	14	28	0	0	2	2	0	0	0	0	4	2	3	1
Diabetes	Y	7	13	0	0	0	0	0	0	1	0	3	0	2	1
Renal	Y	10	61	0	0	3	0	0	0	0	0	5	0	2	1
Rheumatology**	Y	15	107	1	0	1	6	0	0	1	0	4	1	8	2
Dermatology**	Y	7	98	2	0	1	16	0	0	0	0	3	0	3	2
Sexual Health	Y	1	0	0	0	0	0	0	0	0	0	1	0	0	1
Nutrition & Dietetics	N														
Emergency Services Group															
Therapies & Pharmacies Group	Y	1	30	0	0	1	0	0	0	1	0	2	0	0	0
Oncology & Haematology Group	Y	57	91	4	0	2	0	0	0	0	0	22	0	12	5
Total		137	554	8	0	13	27	0	0	3	0	56	3	36	15
Medical Physics	Y														
Infection Control	N														

*PIC – Patient Identification Centre

** Including Cannock research activity